

ESECUZIONE  
ANTIDIFLAGRANTE



CE 0722 Ex II 2 G Ex de IIC T6

EX  
CODE

CERTIFICAZIONE



CESI 11 ATEX 027X

CERTIFICATE



( GOST R )

DIRETTIVA

94/9/CE

DIRECTIVE

NORME

EN 60079-0 - EN 60079-1 - EN 60079-7 - EN 61241-0 - EN 61241-1 - EN 13463-1

STANDARDS

INSTALLAZIONE (secondo le EN 60079.10 - EN 60079.14)

zona 1 - 2

(according to EN 60079.10 - EN 60079.14) INSTALLATION

**CARATTERISTICHE**

Gli avvisatori acustici elettromagnetici a pistone battente serie C emettono suoni caratteristici, immediatamente percepibili e differenziabili. Questi segnalatori sono a bassa frequenza, a maggiore portata e idonei per segnalazioni di chiamata o di allarme. Le suonerie sono fornite in 2 versioni, per alimentazione in corrente alternata o per alimentazione in corrente continua e sono idonee per un servizio continuo.

Questi avvisatori acustici sono disponibili in tre modelli con tre diverse dimensioni di campana: diametro 165 mm, 215 mm e 265 mm.

**CONSTRUZIONE**

Corpo e coperchio in lega di alluminio a basso contenuto di rame.

Campana acustica in acciaio, colore nero.

Guarnizioni siliconiche. 2 imbrocchi ISO M25, completi di tappo PLG2IB e pressacavo REV2IB

Verniciatura epossidica Ral 7035.

Boccola e battacchio in ottone.

Servizio continuo.

Connessione alla morsettiera L,N, Pe sez. 4 mm<sup>2</sup>

**ACCESSORI A RICHIESTA**

Campana acustica in diversi colori: rosso o grigio



**FEATURES**

C series electromagnetic horns emit characteristic sounds, immediately perceptible and differentiable. These horns have a low frequency, suitable for alarm or call warning. They are provided in 2 versions, one for alternate current (AC) and one for direct current (DC) and are suitable for a continuous service. These horns are available in three models with three different bell sizes: diameter of 165 mm, 215 mm and 265 mm.

**CONSTRUCTION**

Body and cover in low copper content aluminium alloy.

Steel black acoustic bell.

Silicone gaskets. 2 entries ISO M25 with PLG2IB plugs and REV2IB cable gland.

RAL 7035 epoxy coating.

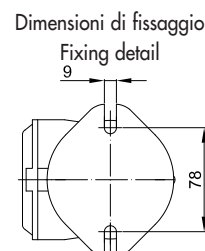
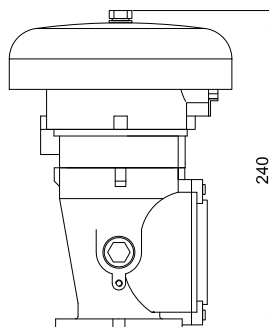
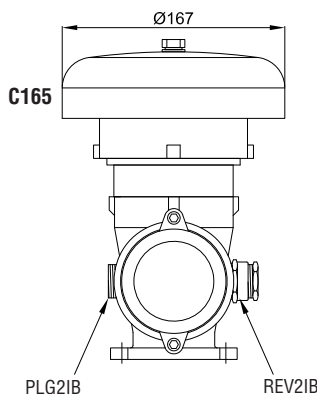
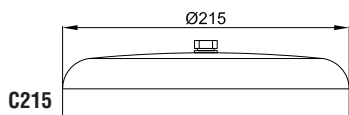
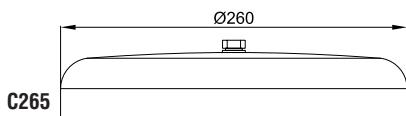
Brass bushing and clapper.

Continuous service.

Connection to the terminal board L, N, Pe sez. 4 mm<sup>2</sup>

**ACCESSORIES UPON REQUEST**

Acoustic bell with different colors: red or grey.



Codice Code	Diametro campana Bell diameter øC	Alimentazione Supply	Watt Watt	Livello sonoro Sound level		Peso Weight Kg	Prezzo Price
				Hz	Db/m		
C165-012AC	165	12 V ac	12 W	1500÷10000	100	2,9	
C165-012DC	165	12 V dc	10 W	1500÷10000	98	2,9	
C165-024AC	165	24 V ac	12 W	1500÷10000	100	2,9	
C165-024DC	165	24 V dc	10 W	1500÷10000	98	2,9	
C165-048AC	165	48 V ac	12 W	1500÷10000	100	2,9	
C165-048DC	165	48 V dc	10 W	1500÷10000	98	2,9	
C165-110AC	165	110 V ac	12 W	1500÷10000	100	2,9	
C165-110DC	165	110 V dc	10 W	1500÷10000	98	2,9	
C165-240AC	165	240 V ac	12 W	1500÷10000	100	2,9	
C165-240DC	165	240 V dc	10 W	1500÷10000	98	2,9	
C215-012AC	215	12 V ac	12 W	1000÷15000	100	3,5	
C215-012DC	215	12 V dc	10 W	1000÷15000	98	3,5	
C215-024AC	215	24 V ac	12 W	1000÷15000	100	3,5	
C215-024DC	215	24 V dc	10 W	1000÷15000	98	3,5	
C215-048AC	215	48 V ac	12 W	1000÷15000	100	3,5	
C215-048DC	215	48 V dc	10 W	1000÷15000	98	3,5	
C215-110AC	215	110 V ac	12 W	1000÷15000	100	3,5	
C215-110DC	215	110 V dc	10 W	1000÷15000	98	3,5	
C215-240AC	215	240 V ac	12 W	1000÷15000	100	3,5	
C215-240DC	215	240 V dc	10 W	1000÷15000	98	3,5	
C265-012AC	265	12 V ac	12 W	800÷18000	100	4,0	
C265-012DC	265	12 V dc	10 W	800÷18000	98	4,0	
C265-024AC	265	24 V ac	12 W	800÷18000	100	4,0	
C265-024DC	265	24 V dc	10 W	800÷18000	98	4,0	
C265-048AC	265	48 V ac	12 W	800÷18000	100	4,0	
C265-048DC	265	48 V dc	10 W	800÷18000	98	4,0	
C265-110AC	265	110 V ac	12 W	800÷18000	100	4,0	
C265-110DC	265	110 V dc	10 W	800÷18000	98	4,0	
C265-240AC	265	240 V ac	12 W	800÷18000	100	4,0	
C265-240DC	265	240 V dc	10 W	800÷18000	98	4,0	