

Arowana Series



## LED Explosion proof light

EX MARK: Ex d IIB T6 Gb; Ex tb IIIC T80°C Db IP66  
ATEX Certificate NO.: LCIE 12 ATEX 3069 X  
IECEX Certificate NO.: IECEX CQM 12.0034X

★ **KHJ-LED Explosion Proof Light**

## Features and benefits

1. Energy saving. Reduce the number of luminaires you need, providing excellent efficacy-more light where you need it.
2. Anti-glare. reduces glare in applications where the user may have direct visual contact with the light source.
3. Shock- and vibration-resistant- tempered glass , reduces the risk of premature failure.
4. OSRAM LED source. High efficacy lumen output and high CRI.
5. Driver module assembly -High efficiency LED drivers are designed to provide reliable operation in even the harshest environments.
6. High-strength aluminum alloy enclosure, can endure 20J impact. Ip66, can be used in marine and wet locations-robust construction suitable for saltwater and corrosive applications.
7. Ambient temperature from -40° C to 55° C.




## Applications:


1. Petroleum Industry, Petrochemical Industry, Metallurgical Industry, Power Generation Industry, Power Transmission Industry, Machine Manufacturing. etc.
2. Drilling platform, single point moorings, oil tanks, workover platform, production platform, field tank, manifold center, pumping station, gasoline station, transformer station, coating plant ,warehouse .etc.
3. Group II Zone 1, Zone 21.



# ★ CHARACTERISTIC DETAILS





Installation loop is designed with Anti-off Set screw to ensure the safety. Perfect heat dissipation design sink design, providing an efficient thermal path to the heat sink assembly.



Explosion proof aluminium alloy enclosure, high anti-impact performance . Can endure 20J impact.

OSRAM LED source ,high efficacy and lumen output.



Anti-off designed screw to reduce the time of installation and maintenance.



The LED is clung to the enclosure, which can make the heat sink very fast , lower the junction temp.



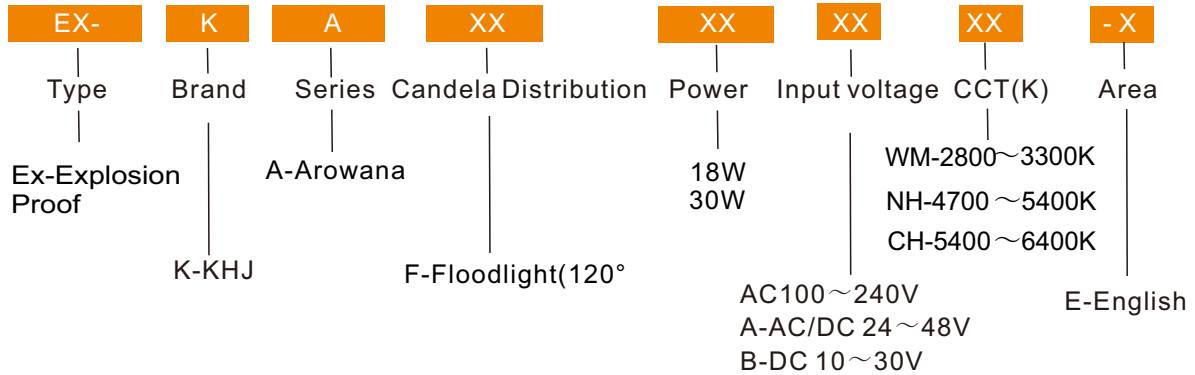
Use high performance component, Terminal compartment is isolated from the LED source compartment. Ensure safety. Much easier for connection and maintenance.

## Characteristic details

# ★ PERFORMANCE PARAMETER



## Product Definition



## Electrical parameter

Product type	Rated input voltage (VAC)	Rated input current (A)	Voltage frequency(Hz)	Rated power(W)	Input current(mA)	PF
Ex-KAF18	100~240	0.18~0.075	50/60	18	310	>0.98
Ex-KAF30	100~240	0.3~0.125	50/60	30	600	>0.98


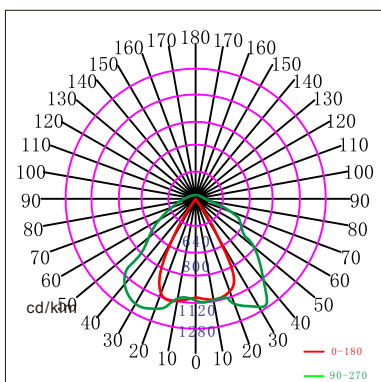
## Photometric Parameter

Product type	P/N	Rated input voltage(VAC)	Rated power(W)	CCT(K)	CRI	Luminous flux(lm)	Candela distribution
Ex-KA18	Ex-KAF18WM-E	100~240	18	2800~3300	82	2500	A
	Ex-KAF18NH-E	100~240	18	4700~5400	70	2800	
	Ex-KAF18CH-E	100~240	18	5400~6400	70	3000	
Ex-KA30	Ex-KAF30WM-E	100~240	30	2800~3300	82	3125	A
	Ex-KAF30NH-E	100~240	30	4700~5400	70	3500	
	Ex-KAF30CH-E	100~240	30	5400~6400	70	3750	

## Other parameter

Product type	Size (mm)	Weight (Kg)	Ambient temp.(°C)	Max.surface temp.(°C) (test in 25°C)	IP code	Temp.classification	Insulation
Ex-KA18	480* 180* 62	4.7	-40 ~ +55	45	IP66	T6	I
Ex-KA30	480* 180* 62	4.7	-40 ~ +55	45	IP66	T6	I

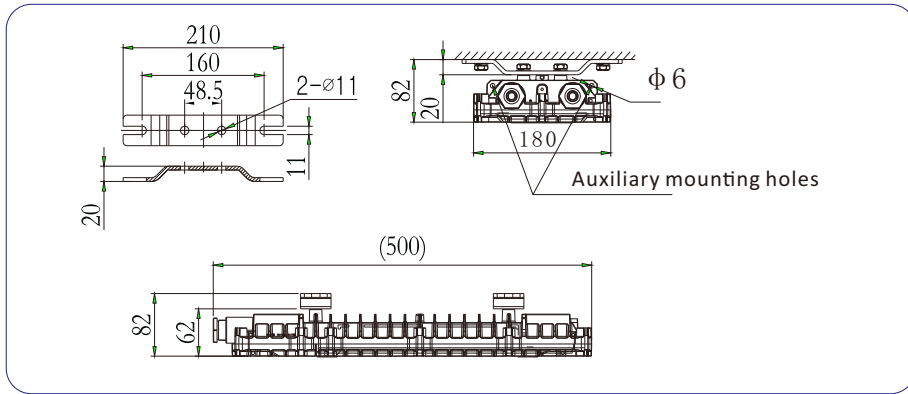
## Candela Distribution



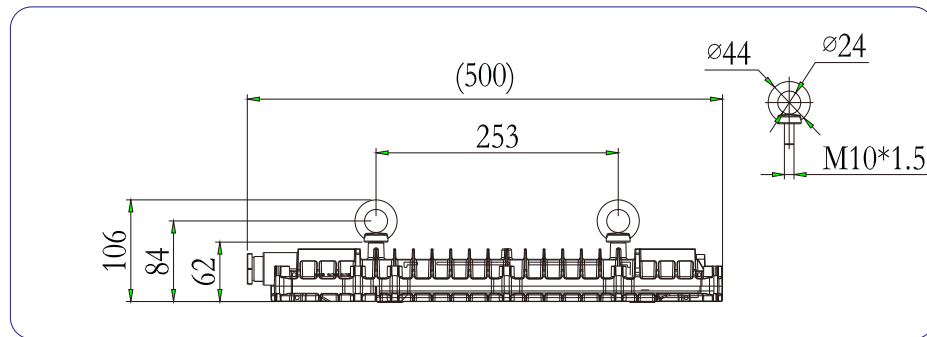
# ★ INSTALLATION METHOD



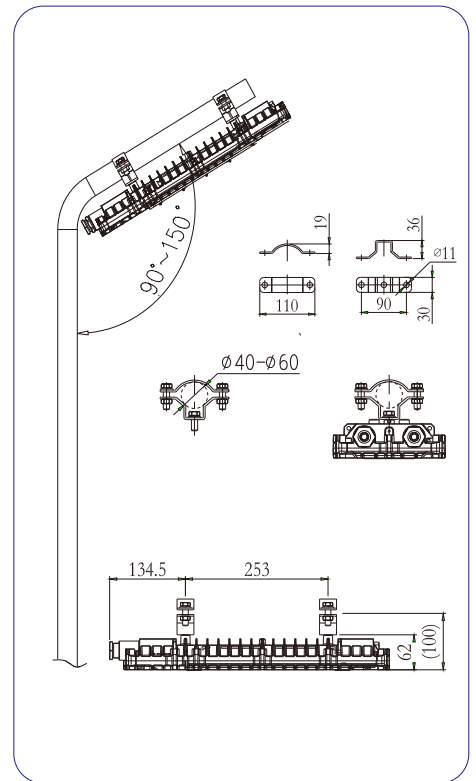
## Installation method



Ceiling mount

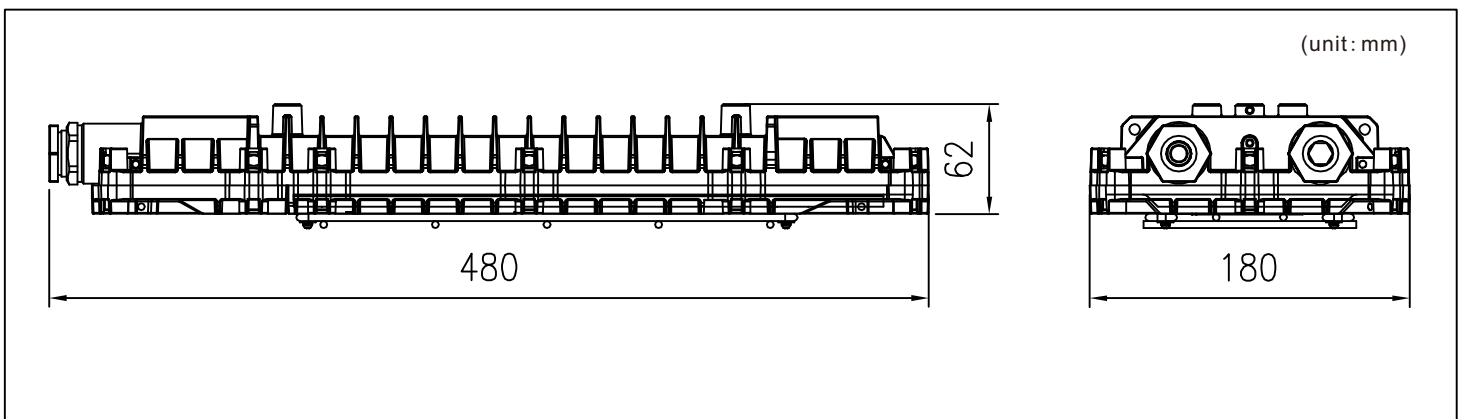


Pendant mount



Pipe mount

## Size



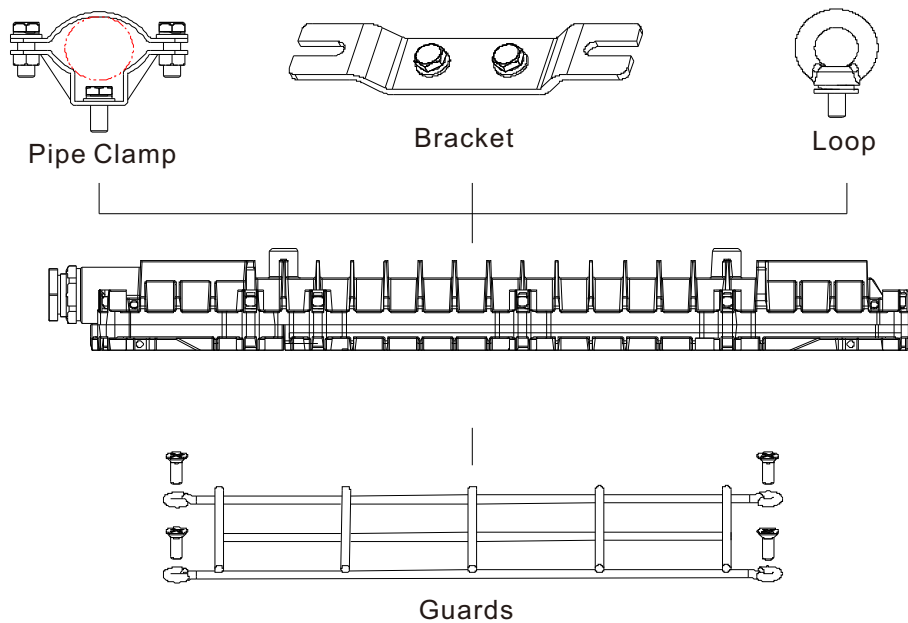
# ★ ACCESSORIES



## Optional parts

Installation accessories	Picture	Material	Weight(Unit:Kg)	QTY
Bracket		Q235	0.4	2
Pipe Clamp		SUS304	0.27	2
Guards		Q235	0.1	1
Loop		45#	0.1	2

## Accessories



## ⚠ Caution

1. To avoid the risk of fire, explosion, or electric shock, this product should be installed, inspected, and maintained by a qualified electrician only, in accordance with all applicable electrical codes.
2. To avoid electric shock:  
Be certain electrical power is OFF before and during installation and maintenance.  
Luminaire must be supplied by a wiring system with an equipment grounding conductor.
3. To avoid burning hands:  
Make sure lens and housing are cool when performing maintenance.
4. To avoid explosion:
  - 1) Make sure the supply voltage is the same as the luminaire voltage.
  - 2) Do not install where the marked operating temperatures exceed the ignition temperature of the hazardous atmosphere.
  - 3) Do not operate in ambient temperatures above those indicated on the luminaire nameplate.
  - 4) All gasket seals must be clean.
  - 5) Before opening, electrical power to the luminaire must be turned off. Keep tightly closed when in operation.

## Package Check

1. Check the carton and all the components according to the packing list.
2. Make sure the product is in good conditions.

## Transportation

Please keep this product from heavy mechanical shock, exposure to strong sunshine, throwing, rolling and stress during transport

## Storage

Kept in dry, clean and well-ventilated, non-corrosive medium warehouse, the ambient temperature should be -40°C to 55°C.

## After-sales service

Installation and maintenance must be according to the instruction.  
If customer can not deal with it by themselves, please contact with sales department.

## Contact

SHENZHEN KHJ SEMICONDUCTOR LIGHTING CO., LTD.

Address: 4-5 Floor, Building 7, HuangBeiLingJingXuan Industrial park, No.2 Dong Huan Rd, Yousong, Longhua new District, Shenzhen China.

Tel: +86-755-33953361  
E-mail: khjledsales@khj.cn

Fax: +86-755-28030133  
Web: www.khjled.com